

Multimode Bend Insensitive Fiber

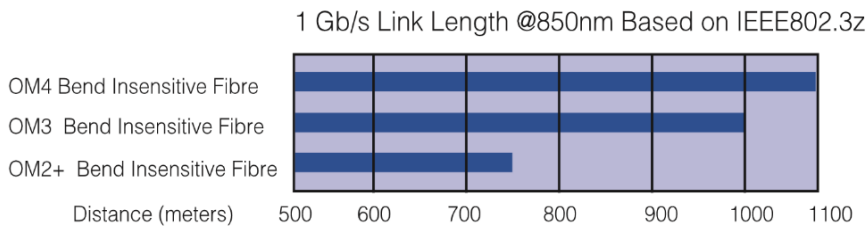
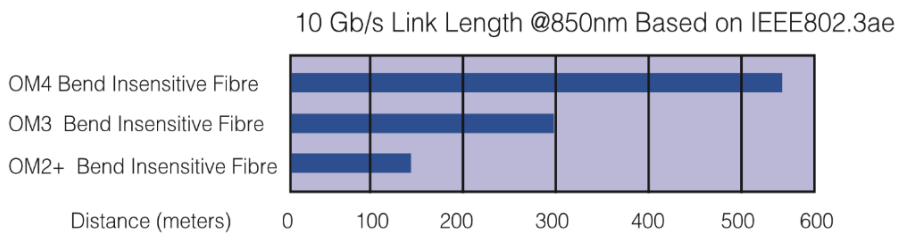
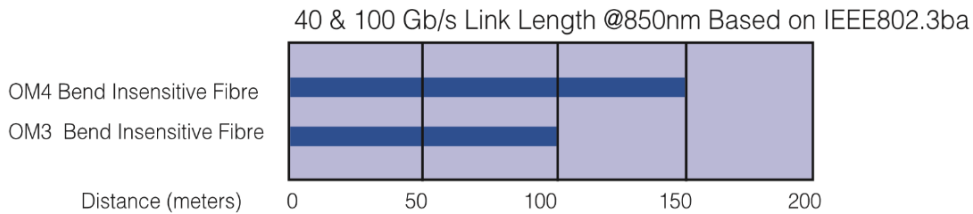
OM2+ Multimode Fibre complies with or exceeds ISO/IEC 11801 OM2 specification, IEC 60793-2-10 type A1a.1 Optical Fibre Specification, and TIA/EIA-492AAAB-A detail specification,

OM3/OM4 Multimode Fibres comply with or exceed ISO/IEC 11801 OM3/OM4 specification, IEC 60793-2-10 type A1a.2 and A1a.3 Optical Fibre Specification, and TIA/EIA-492AAAC/492AAAD detail specification,

Multimode Bend Insensitive Fiber Specs

Features	Benefits and Applications
<ul style="list-style-type: none"> - Very low macro-bending sensitivity - Low micro-bending sensitivity 	<ul style="list-style-type: none"> - The fibre is easier to handle and install without excessive care when storing the fibre, for example, in splicing cassettes. - Supports installation with small cable bend radii and compact organizers. - Facilitates jumper moves, adds and changes.
<ul style="list-style-type: none"> - Maintaining compatibility with current OM2+/OM3/OM4 multimode optical fibre - Supporting 10 & 40 & 100 Gb/s applications - Low differential mode delay (DMD) - Low attenuation 	<ul style="list-style-type: none"> -Central offices -Data centers -High performance computing centers -Local Area Networks -Storage Area Networks -1 & 10 & 40 & 100 Gb/s Ethernet
<ul style="list-style-type: none"> - Coated with proprietary dual layer UV curable acrylate 	<ul style="list-style-type: none"> -Optimized performance in tight-buffer cable applications -High resistance to micro-bending -Stable performance over a wide range of environmental conditions

System Link Length



OM2+/OM3/OM4 Bend Insensitive Multimode Fibre

Characteristics	Conditions	Specified Values	Units
Geometry Characteristics			
Core Diameter		50 ± 2.5	[µm]
Core Non-Circularity		≤ 5.0	[%]
Cladding Diameter		125.0 ± 1.0	[µm]
Cladding Non-Circularity		≤ 1.0	[%]
Coating Diameter		245 ± 7	[µm]
Coating/Cladding Concentricity Error		≤ 10.0	[µm]
Coating Non-Circularity		≤ 6.0	[%]
Core/Cladding Concentricity Error		≤ 1.0	[µm]
Delivery Length		Up to 8.8	[km/reel]
Optical Characteristics			
Attenuation	850nm	≤ 2.4	[dB/km]
	1300nm	≤ 0.6	[dB/km]
OM2+/OM3/OM4 Bend Insensitive			
Overfilled Modal Bandwidth	850nm	≥ 700/≥ 1500/≥ 3500	[MHz · km]
	1300nm	≥ 500/≥ 500/≥ 500	[MHz · km]
Effective Modal Bandwidth	850nm	≥ 950/≥ 2000/≥ 4700	[MHz · km]
Application support distance on			
40 & 100 Gigabit Ethernet	850nm	-/100/150	[m]
10GBASE-SR	850nm	150/300/550	[m]
1000BASE-SX	850nm	750/1000/1100	[m]
DMD Specification	Compliant with and more stringent than the requirements of IEC 60793-2-10		
Numerical Aperture		0.200 ± 0.015	
Group Refractive Index	850nm	1.482	
	1300nm	1.477	
Zero Dispersion Wavelength, λ_0		1295–1340	[nm]
Zero Dispersion Slope, S_0	1295nm ≤ λ_0 ≤ 1310nm	≤ 0.105	[ps/(nm ² · km)]
	1310nm ≤ λ_0 ≤ 1340nm	≤ 0.000375(1590 – λ_0)	[ps/(nm ² · km)]
Macrobending Loss ¹			
2 Turns @15 mm Radius	850nm	≤ 0.1	[dB]
	1300nm	≤ 0.3	[dB]
2 Turns @7.5 mm Radius	850nm	≤ 0.2	[dB]
	1300nm	≤ 0.5	[dB]
Backscatter Characteristics			
	1300nm		
Step (Mean of Bidirectional Measurement)		≤ 0.10	[dB]
Irregularities Over Fibre Length and Point Discontinuity		≤ 0.10	[dB]
Attenuation Uniformity		≤ 0.08	[dB/km]
Environmental Characteristics			
	850nm & 1300nm		
Temperature Cycling	-60°C to +85°C	≤ 0.10	[dB/km]
Temperature-Humidity Cycling	-10°C to +85°C, 4% to 98% RH	≤ 0.10	[dB/km]
Water Immersion	23°C, 30 days	≤ 0.10	[dB/km]
Dry Heat	85°C, 30 days	≤ 0.10	[dB/km]
Damp Heat	85°C, 85% RH, 30 days	≤ 0.10	[dB/km]
Mechanical Specification			
Proof Test		≥ 9.0	[N]
		≥ 1.0	[%]
		≥ 100	[kpsi]
Coating Strip Force	typical average force	1.5	[N]
	peak force	≥ 1.3 ≤ 8.9	[N]
Dynamic Stress Corrosion Susceptibility Parameter (n_d , typical)		27	

Remarks: 1. The launch condition for the macrobending loss measurement fulfils that described in IEC 61280-4-1.